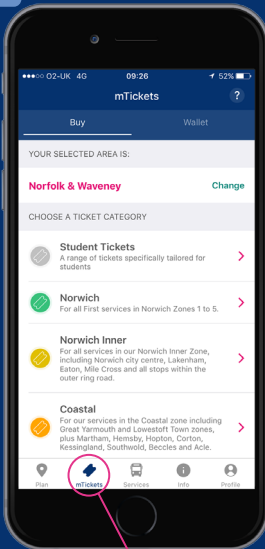


make cashless quicker

get on board and on your
way faster, with an mTicket
on the First Bus App

mTickets **Make the switch.**

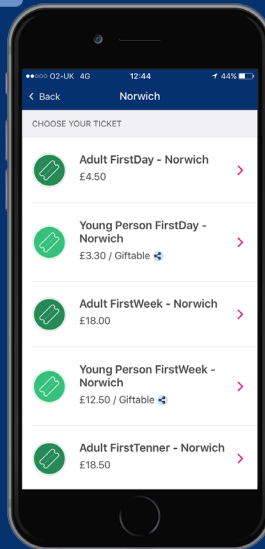
STEP 1



Select the **mTickets** button on the menu bar.

Choose your area and choose the zone you want a ticket for.

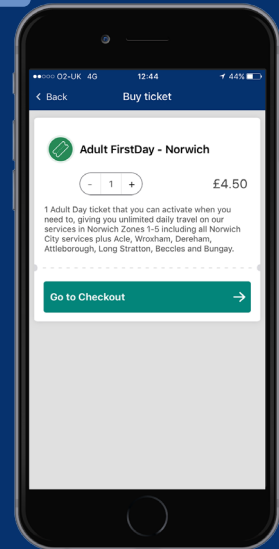
STEP 2



Choose your ticket from from the selection available.

You can also use the handy 'buy again' button if this appears

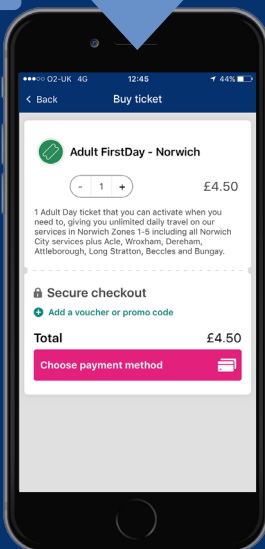
STEP 3



Choose how many tickets you want to buy and tap **Go to Checkout**.

Then either **sign in or create an account**.

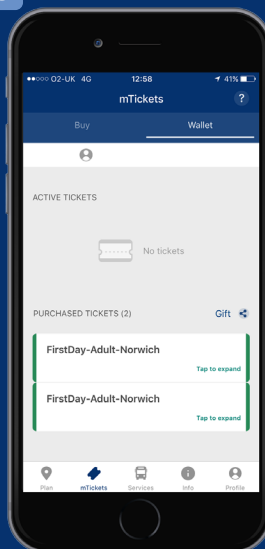
STEP 4



Choose your payment method and buy your ticket.

We accept credit & debit cards, PayPal, Google Pay & Apple Pay

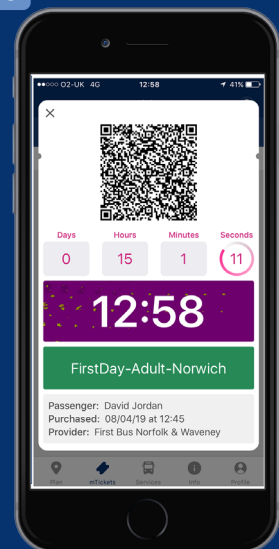
STEP 5



Your ticket will appear in your ticket wallet.

Simply tap to activate it just before you get on the bus.

STEP 6



Scan the **QR code** on the ticket machine as you board.

The driver may ask to see your ticket too.